


**K A R M A N**



## WHISPERS OF LIGHT

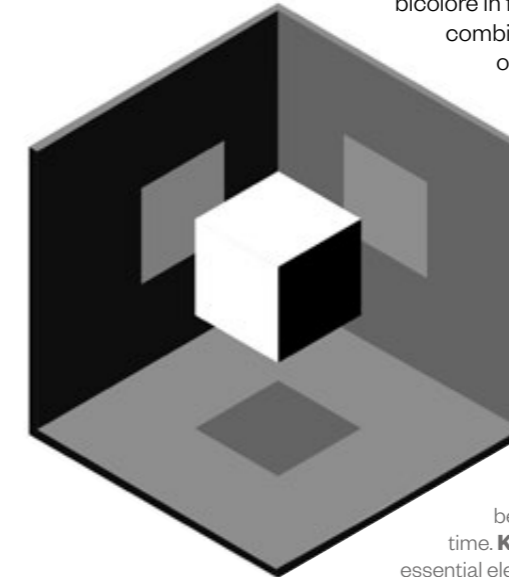
La collezione **Karman** interpreta il tema della rinascita attraverso la sapiente arte del recupero. Un' accurata lavorazione di resinatura monocromatica e uniforme applicata a vecchie superfici in legno, cemento e ceramica, concede nuovo fascino e vitalità ai materiali d' origine. Una bellezza riscoperta e valorizzata dallo scorrere del tempo. **Karman** celebra il colore come elemento essenziale capace di armonizzare i tre diversi materiali e di vestire lo spazio in modo avvolgente.

Il recupero della ceramica liscia e decorata è la innovativa intuizione che unisce il fascino degli anni passati alle moderne esigenze della più sofisticata architettura.

### La reinterpretazione del decoro

**Karman** propone quattro majoliche, che una volta resinate, svelano i propri disegni, in un alternarsi di alto e basso rilievi. Particolari anche le tinte vivaci dei muretti di majolica lucida in formato 7,5x30, che esaltano per contrasto le cromie neutre dei fondi. L'apparato decorativo propone anche cementi dalle forme tondeggianti, tridimensionali e monocromatiche, in formato 30x30 ispirate alla suggestiva architettura degli anni 70. Disponibili su richiesta i pavimenti bicolore in formati circolari, ottenuti per combinazione tra loro delle tinte calde o fredde della ceramica **Karman**.

Il risultato è una soluzione di design originale e dinamica.




The **Karman** collection interprets the theme of rebirth through the clever art of recovery. The careful working of monochrome and uniform resin finishing applied to old wood, concrete and ceramic surfaces gives new charm and vitality to the original material. Rediscovered beauty, enhanced by the passing of time. **Karman** celebrates colour as the essential element able to harmonise the three different materials and to cover the space in an enveloping manner.

The recovery of the smooth and decorated ceramic arises from innovative intuition that combines the charm of past years with modern requirements of the most sophisticated architecture.

### The reinterpretation of décor

**Karman** offers four majolica tiles which, once resin finished, reveal their designs, in alternating high and low elevations. The details also include the vivacious shades of shiny majolica 7.5x30 brick wall tiles, which enhance by contrast the neutral colours of the plain tiles. The decorations also include concrete-look tiles with round, three-dimensional and monochrome shapes, in 30x30 size, inspired by the suggestive architecture of the 1970s. Available on request the two-tone floor tiles obtained from the combination of warm or cold tones of the **Karman** ceramics offered in circular formats: the result is a solution of original and dynamic design.



2

3


C E M E N T O



L E G N O




C E R A M I C A



**60LH8R** Cenere Ceramica Nat. Rett. 60x60 - 23<sup>5/8</sup>" x 23<sup>5/8</sup>"

**N9LH8RC** Cenere Ceramica Decorata Nat. Rett. 90x90 - 35<sup>7/16</sup>" x 35<sup>7/16</sup>"



**60LH9R** Antracite Ceramica Nat. Rett. 60x60 - 23<sup>5</sup>/<sub>8</sub>"x23<sup>5</sup>/<sub>8</sub>"  
**54LG9R** Antracite Legno Nat. Rett. 20x120 - 7<sup>7</sup>/<sub>8</sub>"x47<sup>1</sup>/<sub>4</sub>"

**98LF8R** Cenere Cemento Nat. Rett. 60x120 - 23<sup>5</sup>/<sub>8</sub>"x47<sup>1</sup>/<sub>4</sub>"  
**30LH8RB** Cenere Ceramica Decorata Nat. Rett. 30x30 - 11<sup>13</sup>/<sub>16</sub>"x11<sup>13</sup>/<sub>16</sub>"



8

**54LGOR** Avorio Legno Nat. Rett. 20x120 - 7<sup>7/8</sup>" x 47<sup>1/4</sup>"  
**98LFOR** Avorio Cemento Nat. Rett. 60x120 - 23<sup>5/8</sup>" x 47<sup>1/4</sup>"  
**0802E** Regoli Arancione 7,5x30 - 22<sup>15/16</sup>" x 11<sup>13/16</sup>"






**54LG3R** Sabbia Legno Nat. Rett. 20x120 - 7<sup>7/8</sup>"x47<sup>1/4</sup>"

**30LH3RB** Sabbia Ceramica Decorata Nat. Rett. 30x30 - 11<sup>13/16</sup>"x11<sup>13/16</sup>"

**63LF3R** Sabbia Cemento Nat. Rett. 30x60 - 11<sup>13/16</sup>"x23<sup>5/8</sup>"

- 98LF3R** Sabbia Cemento Nat. Rett. 60x120 - 23<sup>5/8</sup>" x 47<sup>1/4</sup>"  
**30LH3RB** Sabbia Ceramica Decorata Nat. Rett. 30x30 - 11<sup>13/16</sup>" x 11<sup>13/16</sup>"  
**54LG3R** Sabbia Legno Nat. Rett. 20x120 - 7<sup>7/8</sup>" x 47<sup>1/4</sup>"





# CEMENTO

SPRING  
2018



120x240 - 47<sup>1/4</sup>" x 94<sup>1/2</sup>"

- C4LE0R Avorio Nat. Rett. ● 114
- C4LE3R Sabbia Nat. Rett. ● 114
- C4LE8R Cenere Nat. Rett. ● 114
- C4LE9R Antracite Nat. Rett. ● 114



120x120 - 47<sup>1/4</sup>" x 47<sup>1/4</sup>"

- C3LE0R Avorio Nat. Rett. ● 104
- C3LE3R Sabbia Nat. Rett. ● 104
- C3LE8R Cenere Nat. Rett. ● 104
- C3LE9R Antracite Nat. Rett. ● 104



60x120 - 23<sup>5/8</sup>" x 47<sup>1/4</sup>"

- 98LF0R Avorio Nat. Rett. ● 87
- 98LF3R Sabbia Nat. Rett. ● 87
- 98LF8R Cenere Nat. Rett. ● 87
- 98LF9R Antracite Nat. Rett. ● 87



90x90 - 35<sup>7/16</sup>" x 35<sup>7/16</sup>"

- N9LF0R Avorio Nat. Rett. ● 91
- N9LF3R Sabbia Nat. Rett. ● 91
- N9LF8R Cenere Nat. Rett. ● 91
- N9LF9R Antracite Nat. Rett. ● 91




45x90 - 17<sup>11/16</sup>" x 35<sup>7/16</sup>"

- 94LF0R Avorio Nat. Rett. ● 79
- 94LF3R Sabbia Nat. Rett. ● 79
- 94LF8R Cenere Nat. Rett. ● 79
- 94LF9R Antracite Nat. Rett. ● 79



60x60 - 23<sup>5/8</sup>" x 23<sup>5/8</sup>"

- 60LF0R Avorio Nat. Rett. ● 66
- 60LF3R Sabbia Nat. Rett. ● 66
- 60LF8R Cenere Nat. Rett. ● 66
- 60LF9R Antracite Nat. Rett. ● 66



30x60 - 11<sup>13/16</sup>" x 23<sup>5/8</sup>"

- 63LF0R Avorio Nat. Rett. ● 57
- 63LF3R Sabbia Nat. Rett. ● 57
- 63LF8R Cenere Nat. Rett. ● 57
- 63LF9R Antracite Nat. Rett. ● 57

Si consiglia la posa con fuga 2 mm  
Laying with a 2 mm-joint is recommended.

# CERAMICA



60x60 - 23<sup>5/8</sup>" x 23<sup>5/8</sup>"

- 60LH0R Avorio Nat. Rett. ● 66
- 60LH3R Sabbia Nat. Rett. ● 66
- 60LH8R Cenere Nat. Rett. ● 66
- 60LH9R Antracite Nat. Rett. ● 66



Ceramica decorata

- 90x90 - 35<sup>7/16</sup>" x 35<sup>7/16</sup>"
- N9LH0RC Avorio Nat. Rett. ● 98
- N9LH3RC Sabbia Nat. Rett. ● 98
- N9LH8RC Cenere Nat. Rett. ● 98
- N9LH9RC Antracite Nat. Rett. ● 98



Ceramica decorata

- 60x60 - 23<sup>5/8</sup>" x 23<sup>5/8</sup>"
- 60LH0RC Avorio Nat. Rett. ● 74
- 60LH3RC Sabbia Nat. Rett. ● 74
- 60LH8RC Cenere Nat. Rett. ● 74
- 60LH9RC Antracite Nat. Rett. ● 74



Ceramica decorata

- 30x30 - 11<sup>13/16</sup>" x 11<sup>13/16</sup>"
- 30LH0RB Avorio Nat. Rett. ● 107
- 30LH3RB Sabbia Nat. Rett. ● 107
- 30LH8RB Cenere Nat. Rett. ● 107
- 30LH9RB Antracite Nat. Rett. ● 107



Cer. decorata singolo floreale


- 30x30 - 11<sup>13/16</sup>" x 11<sup>13/16</sup>"
- 30LH0RF Avorio Nat. Rett. ● 107
- 30LH3RF Sabbia Nat. Rett. ● 107
- 30LH8RF Cenere Nat. Rett. ● 107
- 30LH9RF Antracite Nat. Rett. ● 107



Cer. decorata singolo geometrico

- 30x30 - 11<sup>13/16</sup>" x 11<sup>13/16</sup>"
- 30LH0RH Avorio Nat. Rett. ● 107
- 30LH3RH Sabbia Nat. Rett. ● 107
- 30LH8RH Cenere Nat. Rett. ● 107
- 30LH9RH Antracite Nat. Rett. ● 107

# LEGNO



20x120 - 7<sup>7/8</sup>" x 47<sup>1/4</sup>"

- 54LG0R Avorio Nat. Rett. ● 89
- 54LG3R Sabbia Nat. Rett. ● 89
- 54LG8R Cenere Nat. Rett. ● 89
- 54LG9R Antracite Nat. Rett. ● 89

## DECORI CEMENTO

**Mosaico 3x3\* 30x30 - 11<sup>13/16</sup>"x11<sup>13/16</sup>"**  
 Tessera - Chip 2,8x2,8 - 1<sup>1/8</sup>"x1<sup>1/8</sup>"




**I30LF0R**  
 Avorio Nat. ● 137



**I30LF3R**  
 Sabbia Nat. ● 137



**I30LF8R**  
 Cenere Nat. ● 137



**I30LF9R**  
 Antracite Nat. ● 137

**Listelli sfalsati\* 30x60 - 11<sup>13/16</sup>"x 23<sup>5/8</sup>"**



**M63LF0R**  
 Avorio Nat. ● 107



**M63LF3R**  
 Sabbia Nat. ● 107




**M63LF8R**  
 Cenere Nat. ● 107



**M63LF9R**  
 Antracite Nat. ● 107

**Muretto Karman\* 30x30 - 11<sup>13/16</sup>"x11<sup>13/16</sup>"**  
 Tessera - Chip 1,6x3,5 - 5/8"x1<sup>3/8</sup>"



**M30LF0R**  
 Avorio Nat. ● 144



**M30LF3R**  
 Sabbia Nat. ● 144



**M30LF8R**  
 Cenere Nat. ● 144



**M30LF9R**  
 Antracite Nat. ● 144

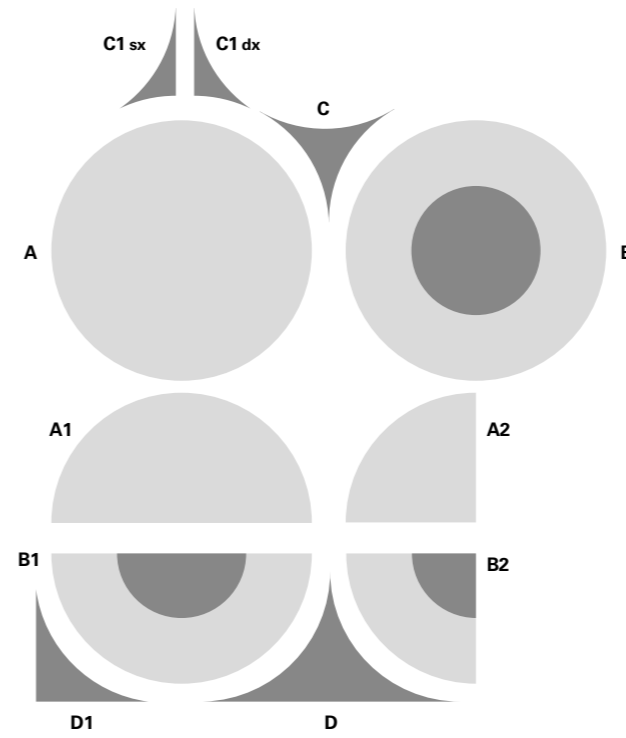
# The Bubble Project

Bubble consente molteplici configurazioni\*

Multiple configurations of bubble tiles are available exclusively on request.

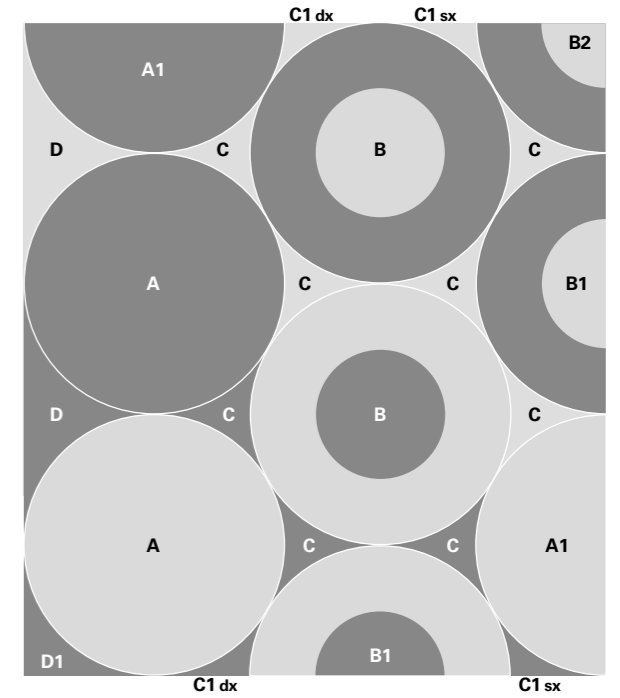
### Abaco elementi

Abacus of elements



### Esempio di configurazione

Example of a possible configuration



### Proposte di posa e abbinamenti consigliati

Laying and matching suggestions

#### Avorio / Sabbia



#### Cenere / Antracite



## DECORI CERAMICA

**Regoli 7,5x30 - 2<sup>15/16</sup>"x11<sup>13/16</sup>"**



**0800E**  
 Latte ● 95  
 Pcs. Box. 10



**0803E**  
 Ocra ● 95  
 Pcs. Box. 10



**0804E**  
 Petrolio ● 95  
 Pcs. Box. 10



**0805E**  
 Avio ● 95  
 Pcs. Box. 10



**0802E**  
 Arancione ● 95  
 Pcs. Box. 10



**0807E**  
 Lavanda ● 95  
 Pcs. Box. 10



**0808E**  
 Fumo ● 95  
 Pcs. Box. 10



**0801E**  
 Turchese ● 95  
 Pcs. Box. 10

**Mosaico 3x3\* 30x30 - 11<sup>13/16</sup>"x11<sup>13/16</sup>"**  
 Tessera - Chip 2,8x2,8 - 1<sup>1/8</sup>"x1<sup>1/8</sup>"



**I30LH0R**  
 Avorio Nat. ● 137



**I30LH3R**  
 Sabbia Nat. ● 137



**I30LH8R**  
 Cenere Nat. ● 137



**I30LH9R**  
 Antracite Nat. ● 137

\* Su rete in fibra - On fibre mesh backing

\* Configurazioni e prezzi disponibili su richiesta.

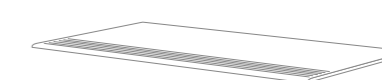
Price depending on project.

**20MM**

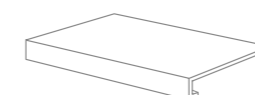
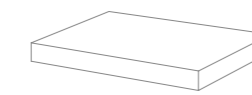
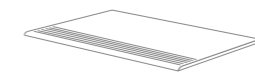
# CEMENTO

**formati / sizes****80x80 - 31<sup>1/2</sup>" x 31<sup>1/2</sup>"****X80LF8R** Cenere Nat. Rett. ● 107  
**X80LF9R** Antracite Nat. Rett. ● 107**pezzi speciali / trims****GRADONE - STEP**  
33x80x5 - 12<sup>15/16</sup>"x31<sup>1/2</sup>"x1<sup>15/16</sup>"  
Pcs. Box. 2 - ML x Box 1,60**1HLF8R** Cenere Nat. Rett. ● 120  
**1HLF9R** Antracite Nat. Rett. ● 120**GRADINO - STAIR TREAD**  
33x80 - 12<sup>15/16</sup>"x31<sup>1/2</sup>"  
Pcs. Box. 2 - ML x Box 1,60**2HLF8R** Cenere Nat. Rett. ● 120  
**2HLF9R** Antracite Nat. Rett. ● 120**ALZATA - RISER**  
16,5x80 - 6<sup>1/2</sup>"x31<sup>1/2</sup>"  
Pcs. Box. 4 - ML x Box 3,20**5TLF8R** Cenere Nat. Rett. ● 46  
**5TLF9R** Antracite Nat. Rett. ● 46**ANGOLARE DX / SX**  
**CORNER TILE DX / SX**  
33x80x5 - 12<sup>15/16</sup>"x31<sup>1/2</sup>"x1<sup>15/16</sup>"  
Pcs. Box. 2 - ML x Box 1,60**1HLF8RD / 1HLF8RS** Cenere Nat. Rett. ● 137  
**1HLF9RD / 1HLF9RS** Antracite Nat. Rett. ● 137**TERMINALE - ENDINGPIECE**  
33x80x2,5 - 12<sup>15/16</sup>"x31<sup>1/2</sup>"x1<sup>15/16</sup>"  
Pcs. Box. 2 - ML x Box 1,60**3HLF8R** Cenere Nat. Rett. ● 120  
**3HLF9R** Antracite Nat. Rett. ● 120**ANG. TERMINALE DX / SX**  
**ENDINGPIECE CORNER DX / SX**  
33x80x2,5 - 12<sup>15/16</sup>"x31<sup>1/2</sup>"x1<sup>15/16</sup>"  
Pcs. Box. 2 - ML x Box 1,60**3HLF8RD / 3HLF8RS** Cenere Nat. Rett. ● 120  
**3HLF9RD / 3HLF9RS** Antracite Nat. Rett. ● 120**pezzi speciali / trims**

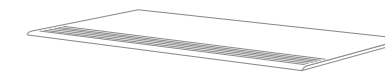
## CEMENTO

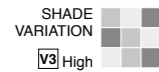
**BATTISCOPA - SKIRTING**  
7,5x60 - 2<sup>15/16</sup>"x23<sup>5/8</sup>"  
Pcs. Box. 15 - ML x Box 9,00**87LF0R** Avorio Nat. Rett. ● 24  
**87LF3R** Sabbia Nat. Rett. ● 24  
**87LF8R** Cenere Nat. Rett. ● 24  
**87LF9R** Antracite Nat. Rett. ● 24**BATTISCOPA - SKIRTING**  
4,6x90 - 1<sup>13/16</sup>"x35<sup>7/16</sup>"  
Pcs. Box. 8 - ML x Box 7,20**B3LF0R** Avorio Nat. Rett. ● 25  
**B3LF3R** Sabbia Nat. Rett. ● 25  
**B3LF8R** Cenere Nat. Rett. ● 25  
**B3LF9R** Antracite Nat. Rett. ● 25**GRADINO - STAIR TREAD**  
33x120 - 12<sup>15/16</sup>"x47<sup>1/4</sup>"  
Pcs. Box. 2 - ML x Box 2,40**74LF0R** Avorio Nat. Rett. ● 120  
**74LF3R** Sabbia Nat. Rett. ● 120  
**74LF8R** Cenere Nat. Rett. ● 120  
**74LF9R** Antracite Nat. Rett. ● 120**GRADONE - STEP**  
33x120x3,2x3,2 - 12<sup>15/16</sup>"x47<sup>1/4</sup>"x1<sup>1/4</sup>"x1<sup>1/4</sup>"  
Pcs. Box. 2 - ML x Box 2,40**CRLF0R** Avorio Nat. Rett. ● 138  
**CRLF3R** Sabbia Nat. Rett. ● 138  
**CRLF8R** Cenere Nat. Rett. ● 138  
**CRLF9R** Antracite Nat. Rett. ● 138**ANGOLARE DX / SX**  
**CORNER TILE DX / SX**  
33x120x3,2x3,2 - 12<sup>15/16</sup>"x47<sup>1/4</sup>"x1<sup>1/4</sup>"x1<sup>1/4</sup>"  
Pcs. Box. 1 - ML x Box 1,20**ACLF0RD / ACLF0RS** Avorio Nat. Rett. ● 145  
**ACLF3RD / ACLF3RS** Sabbia Nat. Rett. ● 145  
**ACLF8RD / ACLF8RS** Cenere Nat. Rett. ● 145  
**ACLF9RD / ACLF9RS** Antracite Nat. Rett. ● 145

## CERAMICA

**GRADONE - STEP**  
33x60x3,2x3,2 - 12<sup>15/16</sup>"x23<sup>5/8</sup>"x1<sup>1/4</sup>"x1<sup>1/4</sup>"  
Pcs. Box. 4 - ML x Box 2,40**1CLH0R** Avorio Nat. Rett. ● 91  
**1CLH3R** Sabbia Nat. Rett. ● 91  
**1CLH8R** Cenere Nat. Rett. ● 91  
**1CLH9R** Antracite Nat. Rett. ● 91**ANGOLARE DX / SX**  
**CORNER TILE DX / SX**  
33x60x3,2x3,2 - 12<sup>15/16</sup>"x23<sup>5/8</sup>"x1<sup>1/4</sup>"x1<sup>1/4</sup>"  
Pcs. Box. 2 - ML x Box 1,20**4ALH0RD / 4ALH0RS** Avorio Nat. Rett. ● 128  
**4ALH3RD / 4ALH3RS** Sabbia Nat. Rett. ● 128  
**4ALH8RD / 4ALH8RS** Cenere Nat. Rett. ● 128  
**4ALH9RD / 4ALH9RS** Antracite Nat. Rett. ● 128**GRADINO - STAIR TREAD**  
33x60 - 12<sup>15/16</sup>"x23<sup>5/8</sup>"  
Pcs. Box. 6 - ML x Box 3,60**71LH0R** Avorio Nat. Rett. ● 57  
**71LH3R** Sabbia Nat. Rett. ● 57  
**71LH8R** Cenere Nat. Rett. ● 57  
**71LH9R** Antracite Nat. Rett. ● 57

## LEGNO

**BATTISCOPA - SKIRTING**  
4,6x120 - 1<sup>13/16</sup>"x47<sup>1/4</sup>"  
Pcs. Box. 6 - ML x Box 7,20**B4LG0R** Avorio Nat. Rett. ● 32  
**B4LG3R** Sabbia Nat. Rett. ● 32  
**B4LG8R** Cenere Nat. Rett. ● 32  
**B4LG9R** Antracite Nat. Rett. ● 32**GRADONE - STEP**  
33x120x3,2x3,2 - 12<sup>15/16</sup>"x47<sup>1/4</sup>"x1<sup>1/4</sup>"x1<sup>1/4</sup>"  
Pcs. Box. 2 - ML x Box 2,40**CRLG0R** Avorio Nat. Rett. ● 138  
**CRLG3R** Sabbia Nat. Rett. ● 138  
**CRLG8R** Cenere Nat. Rett. ● 138  
**CRLG9R** Antracite Nat. Rett. ● 138**ANGOLARE DX / SX**  
**CORNER TILE DX / SX**  
33x120x3,2x3,2 - 12<sup>15/16</sup>"x47<sup>1/4</sup>"x1<sup>1/4</sup>"x1<sup>1/4</sup>"  
Pcs. Box. 1 - ML x Box 1,20**ACLG0RD / ACLG0RS** Avorio Nat. Rett. ● 145  
**ACLG3RD / ACLG3RS** Sabbia Nat. Rett. ● 145  
**ACLG8RD / ACLG8RS** Cenere Nat. Rett. ● 145  
**ACLG9RD / ACLG9RS** Antracite Nat. Rett. ● 145**GRADINO - STAIR TREAD**  
33x120 - 12<sup>15/16</sup>"x47<sup>1/4</sup>"  
Pcs. Box. 2 - ML x Box 2,40**74LG0R** Avorio Nat. Rett. ● 120  
**74LG3R** Sabbia Nat. Rett. ● 120  
**74LG8R** Cenere Nat. Rett. ● 120  
**74LG9R** Antracite Nat. Rett. ● 120



<b>COEFFICIENTE DI ATTRITO</b> Slip resistance - Coefficient de glissement Rutschfestigkeit Barfußbereich - Coeficiente de atrito medio Коэффициент трения	DIN 51130	<b>NATURALE</b>	<b>20MM</b>
	DIN 51097	R10	R11
	ANSI A 137.1- 2012 DCOF (SECTION 9.6)	B (A+B)	C (A+B+C)
	B.C.R.A.	WET ≥ 0,42	WET ≥ 0,42

Articolo Item Reference Artikel Articulo Артикула	Formato (cm) Size (cm) Format (cm) Format (cm) Tamaño (cm) Формат (cm)	Spessore (mm) Thickness (mm) Epaisseur (mm) Stärke (mm) Espesor (mm) Толщина (mm)	Pz. x Mq. Pieces x Sqm Pcs / M² Stk. x Qm Pzs x Mc. Шт. x Кв.М.	Pz. x Scat. Pieces x Box Pcs / Bte Stk. x Krt. Pzs x Caja Шт. x Кор.	Mq. x Scat. Sqm x Box M² / Bte Qm x Krt. Mc. x Caja Кв.М. x Кор.	Peso x Scat. (Kg) Weight x Box (Kg) Poids / Bte (Kg) Gewicht x Krt. (Kg) Peso x Caja (Kg) Вес x Кор. (Kg)	Scat. x Pal. Boxes x Pal. Bte / Pal. Krt. x Pal. Cajas x Pal. Кор. x Подд.	Mq. x Pal. Sqm x Pal. M² / Pal. Qm x Pal. Mc. x Pal. Кв.М x Подд.	Peso x Pal. (Kg) Weight x Pal. (Kg) Poids / Pal. (Kg) Gewicht x Pal. (Kg) Peso x Pal. (Kg) Вес x Подд (Kg)
C4LE_R	120x240	6,5	0,35	1	2,880	45,90	20	57,60	918
C3LE_R	120x120	6,5	0,70	2	2,880	45,90	20	57,60	918
N9L__R	90x90	10	1,23	2	1,620	36,00	18	29,16	648
94LF_R	45x90	10	2,47	3	1,215	28,70	30	36,45	861
X80LF_R	80x80	20	1,56	1	0,640	30,50	42	26,88	1281
98LF_R	60x120	10	1,39	2	1,440	36,20	36	51,84	1303
54LG_R	20x120	10	4,17	4	0,960	23,50	36	34,56	846
60L__R	60x60	10	2,79	3	1,080	25,00	40	43,20	1000
63L__R	30x60	10	5,56	6	1,080	25,00	40	43,20	1000
N9LH_RC	90x90	10	1,23	2	1,620	36,00	18	29,16	648
M63LF_R	30x60	10	5,56	4	0,720	16,50	30	21,60	495
I30L__R	30x30	10	11,11	5	0,450	10,42	60	27,00	625
30LH_RB / RH / RF	30x30	10	11,11	12	1,080	25,00	40	43,20	1000
M30LF_R	30x30	10	11,11	5	0,450	10,50	-	-	-
080_E	7,5x30	10	44,44	10	0,225	6,00	-	-	-



Provenza is a brand of Emilceramica S.r.l. a socio unico

[emilgroup.it/provenza](http://emilgroup.it/provenza)  
[emilgroup.it](http://emilgroup.it)

Sede Commerciale/Amministrativa

Via Ghiarola Nuova, 29 - 41042 Fiorano Modenese (Mo) - Italy  
T 0536 927611 - [info@emilceramicagroup.it](mailto:info@emilceramicagroup.it)  
F (Italy) +39 0536 927958 - (Export) +39 0536 927490

**PROVENZA**